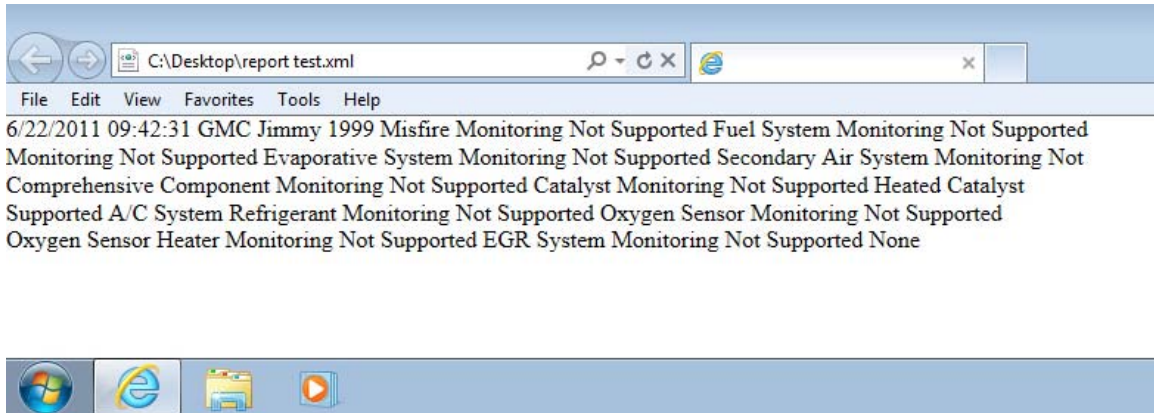


IE 9 Does not display correctly Reports Created with AE

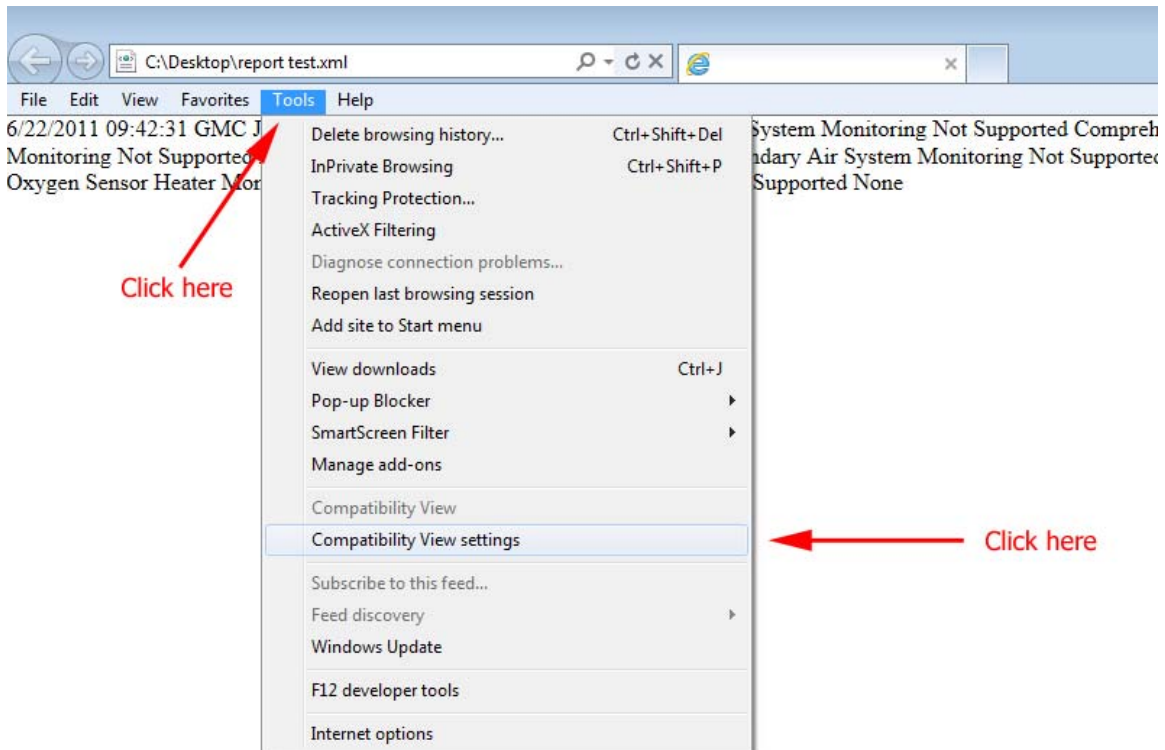
Introduction

Internet Explorer 9.0 appears to have changed the way .xml pages are displayed, thus causing problems when formatting the text of the AutoEnginuity Reports.

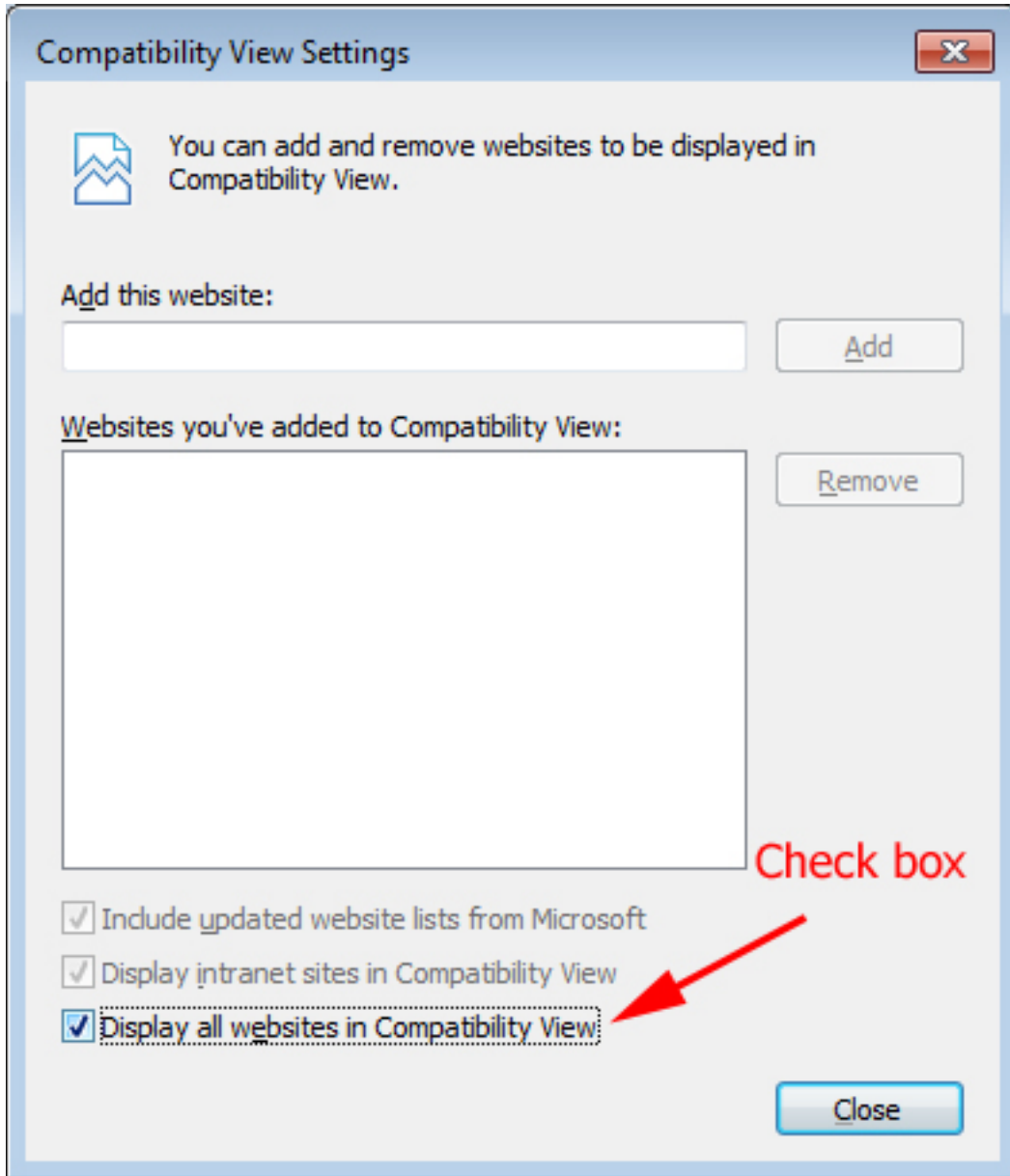


Solution


1. In Internet Explorer, click on Tools, and then on Compatibility View



2. In the compatibility View Settings Window, click on the box next to Display all websites in Compatibility View, and click on the Close button.



3. The report file will be displayed formatted, as the next image



OBD-II Vehicle I/M and Mode \$06 Report

Shop:
Address:
Phone: Fax:
Email:
Timestamp: 6/22/2011 09:42:31

Make: GMC Model: Jimmy Year: 1999
VIN:

<i>Inspection/Maintenance Monitors Status</i>	
Name	Status
Misfire Monitoring	Not Supported
Fuel System Monitoring	Not Supported
Comprehensive Component Monitoring	Not Supported
Catalyst Monitoring	Not Supported
Heated Catalyst Monitoring	Not Supported
Evaporative System Monitoring	Not Supported
Secondary Air System Monitoring	Not Supported
A/C System Refrigerant Monitoring	Not Supported
Oxygen Sensor Monitoring	Not Supported
Oxygen Sensor Heater Monitoring	Not Supported
EGR System Monitoring	Not Supported

Monitored Test Results (Mode \$06)